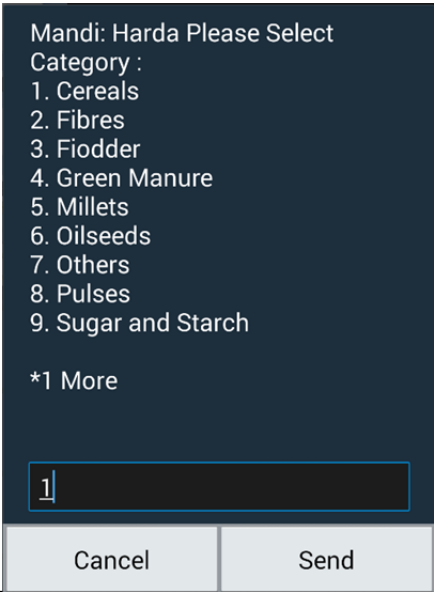

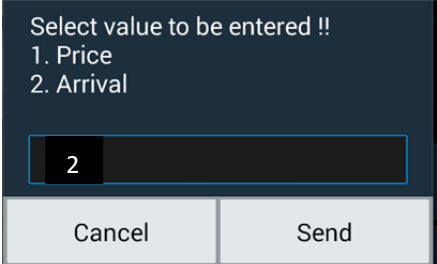
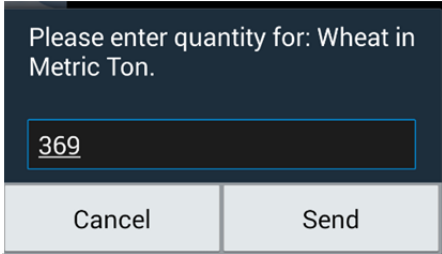
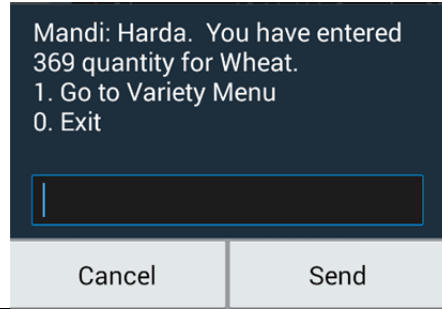
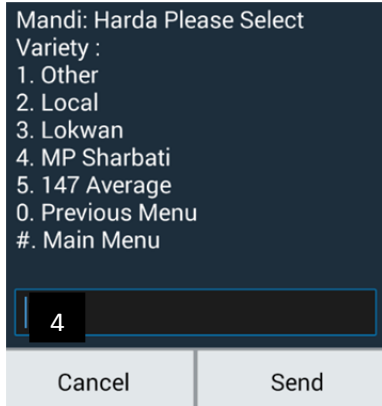
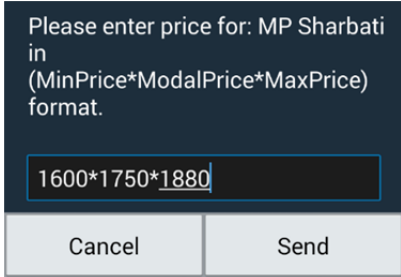
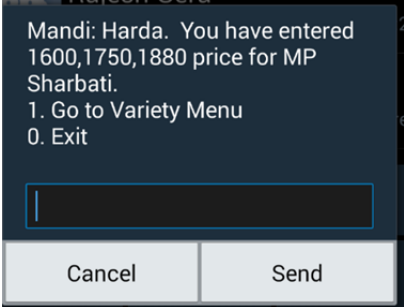


**User Guide for USSD Enabled Data Entry of Mandi Prices & Arrival Details**

Sl. No.	Operation and Response
1.	<p><b>Dial</b> <span style="float: right;"><b>*491*105#</b></span></p> <div style="border: 1px solid black; background-color: #1a2b3d; color: white; padding: 10px; margin: 10px 0;"> <p>You have 3 minutes to complete Data Entry. Please contact your co-ordinator in case of any problem.</p> <p align="center">OK</p> </div>
2.	<p><b>Press OK / Exit. Name of the Mandi (in this case Harda) is linked to a specific mobile number</b></p> <div style="border: 1px solid black; background-color: #1a2b3d; color: white; padding: 10px; margin: 10px 0;"> <p>Mandi: Harda Please Select Sector :</p> <p>1. AGRICULTURE</p> <p>2. ANIMAL HUSBANDRY</p> <p>3. FISHRIES</p> <p>4. HORTICULTURE</p> <div style="border: 1px solid black; background-color: #1a2b3d; color: white; padding: 2px; margin: 5px 0;">1</div> <p align="center"> <span style="border: 1px solid black; padding: 5px 15px; margin-right: 10px;">Cancel</span> <span style="border: 1px solid black; padding: 5px 15px;">Send</span> </p> </div>

3.	<p><b>Select appropriate sector by responding with 1, 2, 3 or 4 and press Send / OK</b></p>  <p>Mandi: Harda Please Select  Category :  1. Cereals  2. Fibres  3. Fiodder  4. Green Manure  5. Millets  6. Oilseeds  7. Others  8. Pulses  9. Sugar and Starch</p> <p>*1 More</p> <p>1</p> <p>Cancel Send</p>
4.	<p><b>Select appropriate category by using corresponding Serial Number and then pressing Send / OK</b></p>  <p>Mandi: Harda Please Select  Commodity :  1. Wheat  2. Maize  3. Paddy(Dhan)  4. Barley (Jau)  0. Previous Menu  #. Main Menu</p> <p>1</p> <p>Cancel Send</p>
5.	<p><b>Select Commodity (say Wheat)</b></p>  <p>Select value to be entered !!  1. Price  2. Arrival</p> <p>2</p> <p>Cancel Send</p>

6.	<p><b>Decide Arrival (you</b></p> 	<p><b>whether you want to enter Price or can choose either)</b></p>
7.	<p><b>Enter quantity in Metric Ton</b></p> 	
8.	<p><b>Go to</b></p> 	<p><b>Variety Menu by choosing 1</b></p>
9.	<p><b>Choose variety with the correct Serial Number. Submit price in Rs. Per quintal &lt;minimum price*modal price*maximum price&gt;. If these figures for Sharbati variety of wheat are Rs.1600, 1750 and 1880 per quintal</b></p> 	<p><b>respectively, you need to enter 1600*1750*1880</b></p>

	
	<p><b>Price can be entered for a different variety in the same session by pressing 1 to go to Variety Menu but it will be better to start another session to ensure that time-out does not take place.</b></p>